




HOW THE VOTER USES THE BPT

The standard BPT * is supplied with a maximum of 20 candidate spacings. It's common that the constituency election will have less than 20 candidates. In this event, when a BPT is requested by a voter, the presiding officer will cut the BPT to the exact candidate list using a pair of office scissors (**image 1**). When a voter requests a BPT, the presiding officer will fit the BPT to the voter's ballot paper using the hole in the upper righthand corner of the ballot paper to align with the hole on the BPT and then ensuring that the horizontal rules of the BPT align with the horizontal rules of the ballot paper (**images 2 & 3**). The ballot paper with the attached BPT is handed to the voter. At this stage all the long black tabs of the BPT are open (**image 3**). As the voter makes their mark against a candidate (**image 4**) the voter closes the corresponding tab. When voting is finished, the voter will then remove the BPT from the ballot paper (**image 5**) and post their ballot in the ballot box.



* There are also 23 and 30 candidate versions of the BPT available.